



ECONOMIC, DURABLE, SAFE & EASY TO OPERATE

- 13360 Telge Rd. Cypress TX 77429
- sales@hydrorex.com
- Office: 832.277.1182



TECHNICAL DATA SHEET

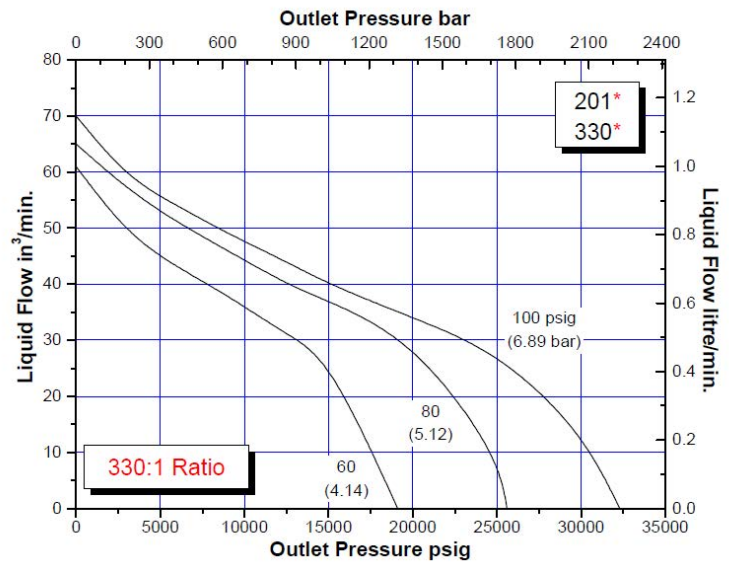
PRODUCT	DUAL PRESSURE PUMP
MODEL	D2-306REX
SERIES	SERIE D2-REX



Pneumatic operation dual pump designed for all purpose: Low, medium and high pressure with additional speedy fill-up pump that will help to suction liquids quickly from any container, reservoir, tank or any other thus filling the surface up to 150 psi before active the main pressure pump. Used to check leaks and pressure in boilers, sprinkler systems, pipes, subsea parts, pressure vessels, pressure resistance on testing with water or hydraulic and many other solubles. Most using in oil & gas industries, plants, refineries and oil rigs.

FEATURES/BENEFITS

- Designed for easy maintenance
- Made with USA highest quality components / Solid rubber tires
- All valves, tubing and fittings are stainless steel 316
- Ports: Air supply 1/4" FNPT, liquid inlet 3/4" FNPT, discharge 9/16 FHP FNPT, bleed/return 1/4" NPT.
- Unit weight: 100 pounds Dimensions: 24"L x 46"H x 24"W



PRESSURE PUMP		FILL-UP PUMP	
Output Flow	.15 GPM (.60 LPM)	Output Flow	12 GPM (45 LPM)
Max Output Pressure	30,000 psi (1068bar)	Max Output Pressure	150 psi (10.5 bar)
Air Supply	100 Psi	Air Supply	60-100 Psi
Inlet	3/4" female NPT	Inlet	3/4" female NPT
Outlet	9/16" female HP	Outlet	1/2" female NPT
Pump	SC-Hydraulic Ratio 330:1	Pump	Roughneck Double Diaphragm

GENERAL PRODUCT INFORMATION

- When operating from 0 to rated hydraulic pressure, air consumption will be approximately 24-56 scfm of free air at 100 psi output. At lower air pressures and higher hydraulic pressures air consumption will be reduced proportionately to flow rates indicated.
- The D2-REX Series "Dry Lube" pump does not require an air line lubricator.
- Contact Hydrorex for pressure gauges calibration / certificate.
- Maintenance parts for future repairs, all components and accessories can be found on our website www.hydrorex.com



AIR INLET PRESSURE

AIR REGULATOR

OUTPUT PRESSURE GAUGE
4" STAINLES GLYCERIN FILLED

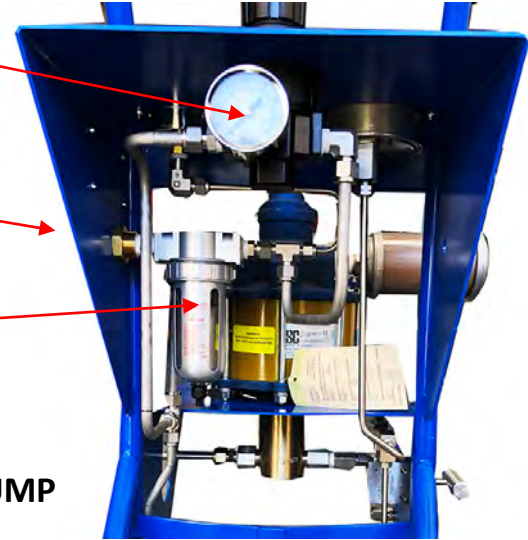


AIR CONSUMED PRESSURE

AIR INLET 3/8 FNPT


AIR FILTER

AIR VALVE
HIGH PRESS. PUMP



AIR VALVE
FILL UP PUMP

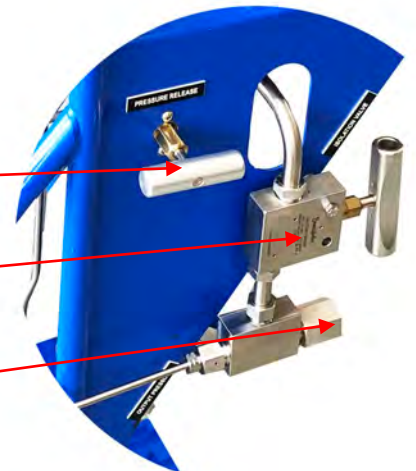
LIQUID INLET PORT
& VALVE



PRESSURE RELEASE VALVE

ISOLATION VALVE

OUTPUT PRESSURE PORT



SOLID RUBBER WHEELS