



ECONOMIC, DURABLE, SAFE & EASY TO OPERATE

- 13360 Telge Rd. Cypress TX 77429
- sales@hydrorex.com
- Office: 832.277.1182



TECHNICAL DATA SHEET

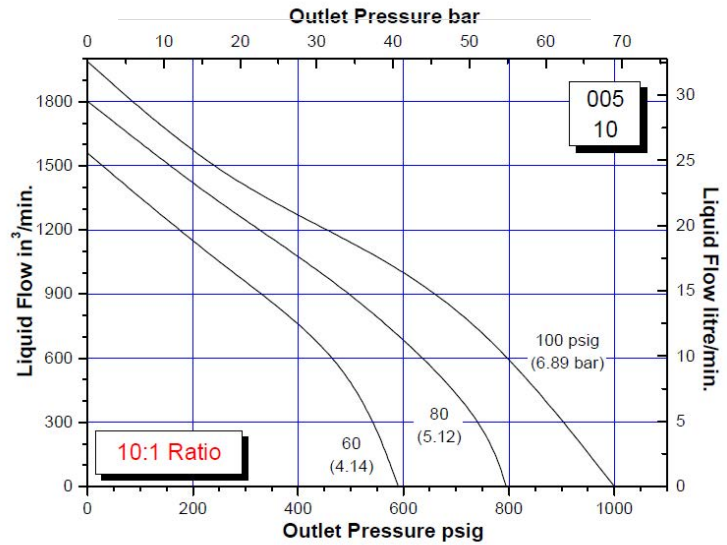
PRODUCT	DUAL PRESSURE PUMP
MODEL	D2-1012REX
SERIES	SERIE D2-REX



Pneumatic operation dual pump designed for all purpose: Low, medium and high pressure with additional speedy fill-up pump that will help to suction liquids quickly from any container, reservoir, tank or any other thus filling the surface up to 150 psi before active the main pressure pump. Used to check leaks and pressure in boilers, sprinkler systems, pipes, subsea parts, pressure vessels, pressure resistance on testing with water or hydraulic and many other solubles. Most using in oil & gas industries, plants, refineries and oil rigs.

FEATURES/BENEFITS

- Designed for easy maintenance
- Made with USA highest quality components / Solid rubber tires
- All valves, tubing and fittings are stainless steel 316
- Ports: Air supply 1/4" FNPT, liquid inlet 3/4" FNPT, discharge 1/2 FNPT, bleed/return 1/4" NPT.
- Unit weight: 100 pounds Dimensions: 24"L x 46"H x 24"W



PRESSURE PUMP

Output Flow	3 GPM (12 LPM)
Max Output Pressure	1000 psi (69 bar)
Air Supply	100 Psi
Inlet	3/4" female NPT
Outlet	1/2" female NPT
Pump	SC-Hydraulic Ratio 20:1

FILL-UP PUMP

Output Flow	12 GPM (45 LPM)
Max Output Pressure	150 psi (10.5 bar)
Air Supply	60-100 Psi
Inlet	3/4" female NPT
Outlet	1/2" female NPT
Pump	Roughneck Double Diaphragm

GENERAL PRODUCT INFORMATION

- When operating from 0 to rated hydraulic pressure, air consumption will be approximately 24-56 scfm of free air at 100 psi output. At lower air pressures and higher hydraulic pressures air consumption will be reduced proportionately to flow rates indicated.
- The D2-REX Series "Dry Lube" pump does not require an air line lubricator.
- Contact Hydrorex for pressure gauges calibration / certificate.
- Maintenance parts for future repairs, all components and accessories can be found on our website www.hydrorex.com





Air Valve
Pressure Pump


Solid Rubber Wheels



Air Regulator

Air Inlet Pressure

Air Consumed Press.




Output Pressure

Output Port

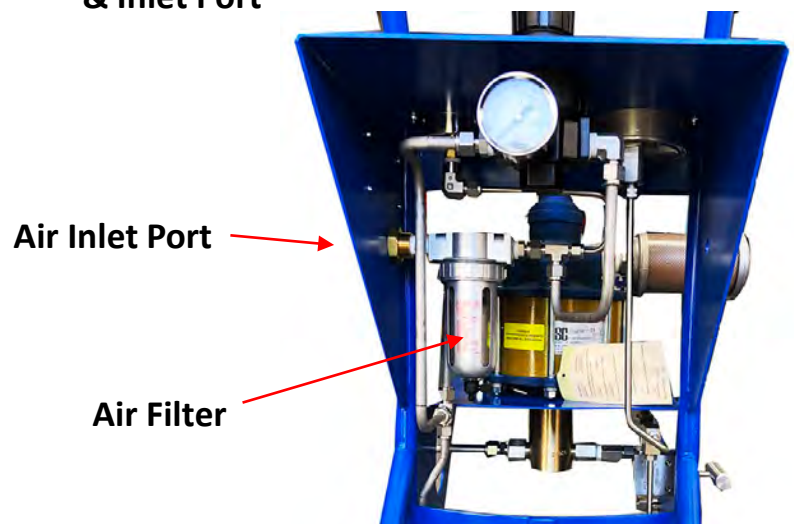
Isolation Valve

Pressure Bleed Valve



Air Valve
Fill-Up Pump

Liquid Valve
& Inlet Port



Air Inlet Port

Air Filter